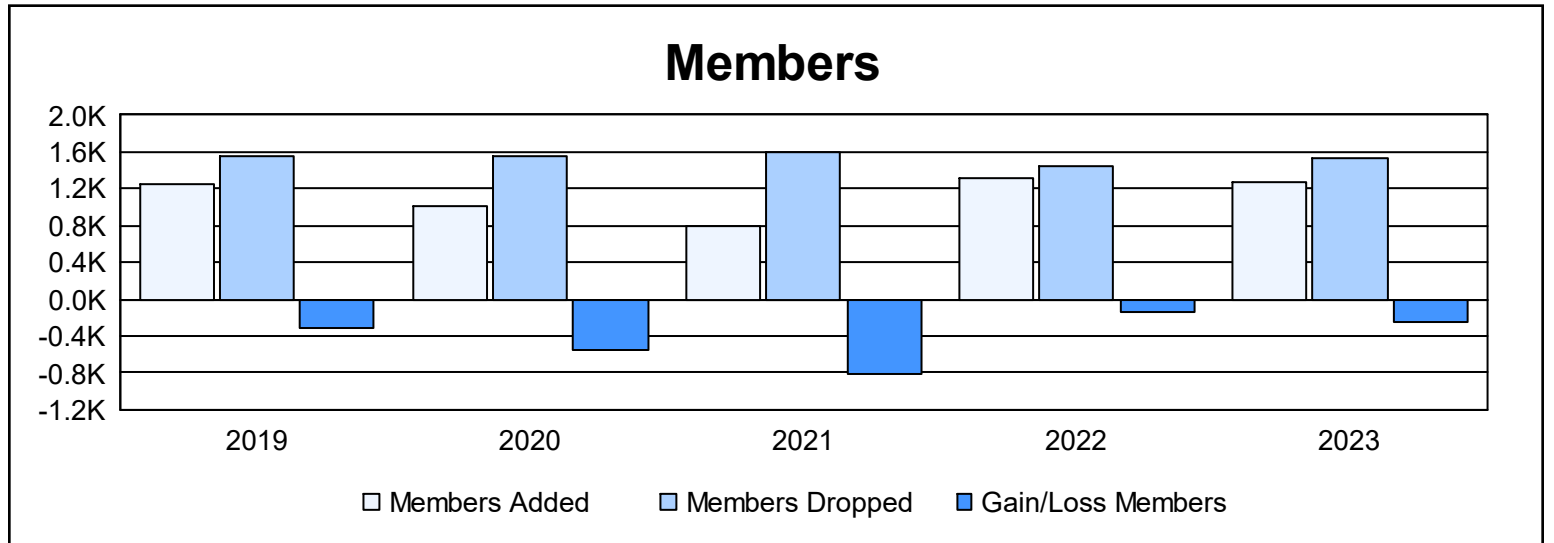
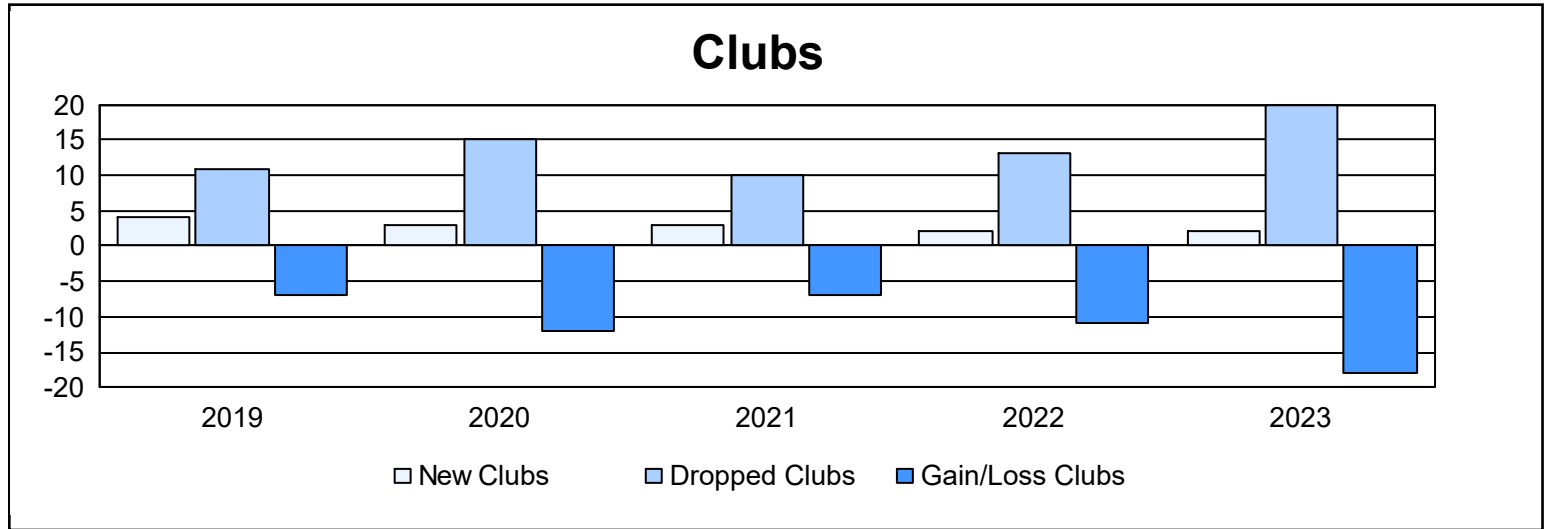


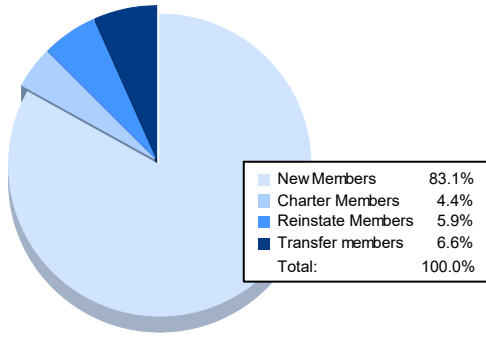
Multiple District 19

As of June 2023 Cumulative

Year	New Clubs	Dropped Clubs	Gain/ Loss Clubs	New Members	Charter Members	Reinstate Members	Transfer Members	Total Member Added	Total Members Dropped	Gain/ Loss Members
2018-2019	4	11	-7	930	125	102	83	1,240	1,548	-308
2019-2020	3	15	-12	778	79	75	86	1,018	1,562	-544
2020-2021	3	10	-7	552	72	90	83	797	1,601	-804
2021-2022	2	13	-11	1,018	76	110	108	1,312	1,443	-131
2022-2023	2	20	-18	1,063	56	76	84	1,279	1,527	-248
Average	3	14	-11	868	82	91	89	1,129	1,536	-407



Membership Composition June 2023 Cumulative



Gender Composition June 2023 Cumulative

